




CREATING NEW EMOTIONS



CAMPERVAN LOW-PROFILE A-CLASS





# Reconnect with what truly matters, WHEREVER THE ROAD TAKES YOU.

**Two brands, two styles, for thrilling journeys.**

## —FLEURETTE—

Head off on memorable trips brimming with style and refinement aboard Fleurette motorhomes, where authenticity and elegance combine.

## ▷FLORIUM◁

Set out to explore new horizons in a Florium motorhome. You'll love the blend of outstanding design and every comfort.



# Contents

04/ FLEURETTE CONSTRUCTEUR,  
a 60-year history

06/ **FLEURETTE**

08/ Migrateur range

10/ Magister range

12/ Elister range

16/ Discover range

18/ NEW Wellness range

20/ **FLORIUM**

22/ NEW Black Pearl campervan range

26/ Baxter range

28/ Mayflower range

30/ Winchester range

32/ Customising your interior

34/ Motorhome specifications

38/ Campervan specifications

39/ Manufacturing know-how and processes



[www.fleurette-florium.fr/en/](http://www.fleurette-florium.fr/en/)  
[www.fleurette-constructeur.fr/en/](http://www.fleurette-constructeur.fr/en/)

# Fleurette Constructeur

## CHOOSING RESPONSIBLE, FRENCH MANUFACTURING

Our teams have a definite focus on the future while upholding our company's Made in France craftsmanship from our first "Super" folding caravans to our new Black Pearl campervan. Our commitment has not changed since we started out: "Creating high quality, premium recreational vehicles designed for the onboard wellbeing of our motorhome users." And we have delivered on our promise for nearly 60 years through our expertise in cutting-edge techniques and our hand-crafting skills, to satisfy the most demanding customers. Our experience and customer focus have also enabled us to adapt to changing behaviours and nurture the passion for motorhomes that excites us as much as our motorhome users. We are committed to tackling environmental and financial challenges by improving our production methods. Our environmental impact, local production, choice of materials, energy savings and more are all key priorities for us.

---

**OVER 2,000 HOURS OF TRAINING**  
every year for our employees.

---



---

**94%** of our suppliers of European plywood hold PEFC certification, which guarantees **SUSTAINABLE FOREST MANAGEMENT.**

---



---

**WE AIM** to work with our **LOCAL PARTNERS** within a radius of 20 km of our sites in order to support the regional and national economy and reduce our carbon footprint.

---



---

**OVER 2,000 POPLARS REPLANTED EVERY YEAR** as part of our involvement in a reforestation project in the heart of the Marais Poitevin regional park.

---



Since 2005, FLEURETTE CONSTRUCTEUR has been part of the European group RAPIDO, which operates in the motorhome, mobile home, fitted van and pop-top van markets. We share with the Group the values of a family business: proximity, quality and innovation for French customers and their European neighbours.

# Evolving into a healthy, sustainable ecosystem.

OUR COMMITMENT,  
FOR NEARLY 60 YEARS.



## REDUCING OUR ENVIRONMENTAL IMPACT

We are committed to minimising the impact of our business on the planet through our waste processing policy (from suppliers to recycling), a study on introducing compactors, and support for a local association that creates hives to produce organic, healthy honey.

FLEURETTE CONSTRUCTEUR is supporting a poplar reforestation project in the heart of the Marais Poitevin regional park. Through the “1 vehicle purchased = 1 tree planted” campaign, we are raising awareness of current and future issues in the French forestry sector.

## MODERN, ECO-FRIENDLY MANUFACTURING

This vision came into play when we extended our buildings. When we built our new plants in Benet in 2018 and 2023, numerous measures were implemented in terms of heating, lighting and water. Every effort was made to preserve natural resources. Other developments are currently being studied.



## MORE ENERGY-EFFICIENT VEHICLES

- 100% LED lighting in the living area (meaning 10 times less energy consumed).
- Water-saving shower head for greater autonomy.
- Polyester front and roof in our motorhomes for better insulation.
- Battery management system to monitor the remaining battery cell life.

## SUPPORTING THE LOCAL ECONOMY

We prefer local partners in order to support the regional and national economy, and help minimise the carbon footprint created by transporting our goods.

As part of French Fab, it is important to us that we choose suppliers who share our values and environmental concerns, and are involved in our local economy.



## RESPONSIBLE EMPLOYMENT & TAILOR-MADE TRAINING

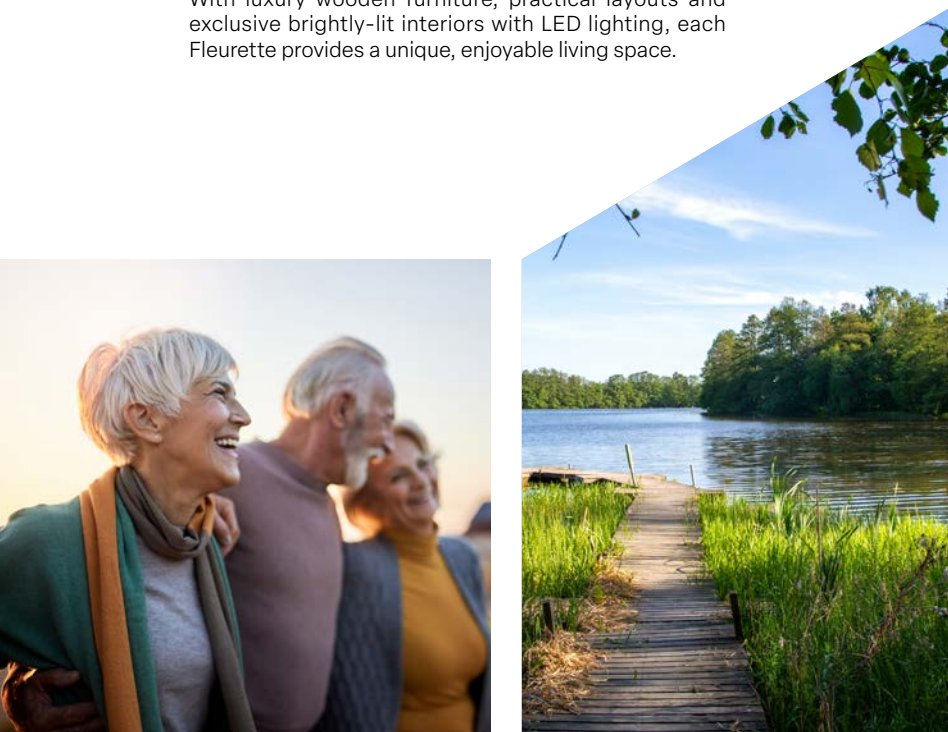
The company is training a new generation of employees to meet tomorrow's challenges, with innovation, the transfer of know-how, skills development, and more. By recruiting work-study students and setting up partnerships with schools, we can raise awareness of our businesses and train young talent.

In 2023, FLEURETTE CONSTRUCTEUR created L'École de la Manufacture in partnership with the Compagnons du Devoir. This custom training course for manufacturing is aimed at applicants looking to find work or retrain. The goal is to offer training that leads to a job.

***-FLEURETTE-***

# Reimagined charm, authenticity and elegance.

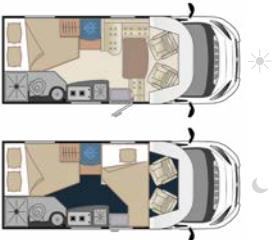
Fleurette embodies the excellence of Made in France with its unrivalled elegance and refinement. This year, we wanted to offer you a new interior style in our vehicles. With luxury wooden furniture, practical layouts and exclusive brightly-lit interiors with LED lighting, each Fleurette provides a unique, enjoyable living space.






RANGE  
**MIGRATEUR**  
The ultra-compact low-profile

**60 LG**

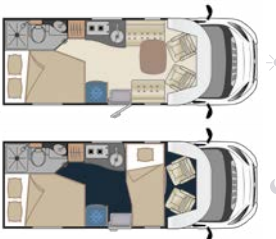
Bed on left  
+ L-shaped living room






Icons:  x4  
 x3  
 x4

**64 LDF**

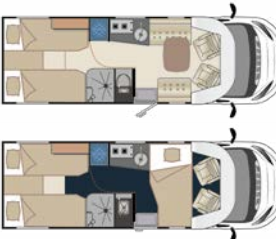
Bed on right  
+ face-to-face living room






Icons:  x4  
 x3  
 x4

**69 LJG** WELLNESS EDITION

Twin beds over garage hold  
+ face-to-face living room

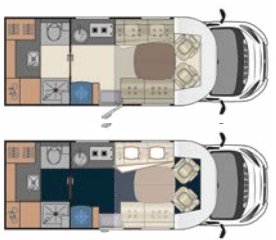





Icons:  x4  
 x3  
 x4

RANGE  
**MAGISTER**  
The spacious low-profile

**67 LO**

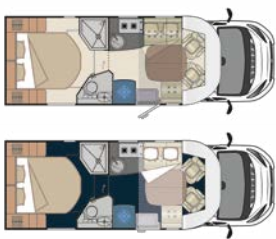
Lounge with garage hold  
+ electric drop-down double bed






Icons:  x4  
 x4  
 x6

**70 LMF** WELLNESS EDITION

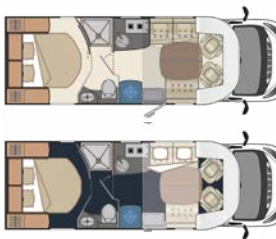
Central bed + face-to-face living room + electric drop-down single bed optional: garage hold






Icons:  x4  
 x3  
4 as option  
 x5

**74 LMF** WELLNESS EDITION

Central bed + face-to-face living room + optional electric drop-down double bed - garage hold

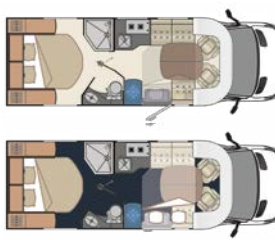





Icons:  x4  
 x3  
4 as option  
 x5

RANGE  
**ELISTER**  
The ultra-spacious low-profile

**73 LMF**

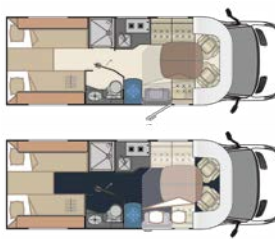
Central bed over garage hold  
Electric drop-down double bed  
Face-to-face living room






Icons:  x4/3  
 x4  
 x5

**73 LJF**

Twin beds over garage hold  
Electric drop-down double bed  
Face-to-face living room

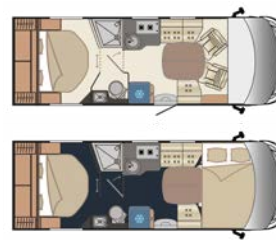





Icons:  x4/3  
 x4  
 x5

RANGE  
**DISCOVER**  
The luxury A-class

**71 LMF** WELLNESS EDITION

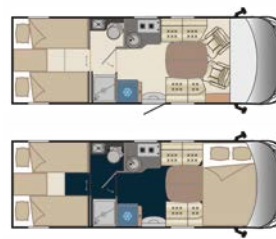
Central bed over garage hold  
+ face-to-face living room






Icons:  x4/3  
 x4  
 x4

**74 LJG** WELLNESS EDITION

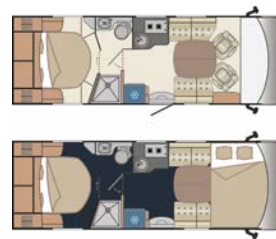
Twin beds over garage hold  
+ face-to-face living room






Icons:  x4/3  
 x4  
 x6

**75 LMF** WELLNESS EDITION

Height-adjustable central bed over garage hold  
+ face-to-face living room



Icons:  x4/3  
 x4  
 x6

# Migrateur

## RANGE

### EASY TRAVEL IN A COMPACT VEHICLE

With its well-thought out layouts and ingenious storage, brightly lit spaces, walnut-finish wood furniture, refined interiors, and more, this range offers you the comfort you need for carefree trips.



Migrateur 69LJG



#### WE LOVE

- Compact size with a width of 2.23 m and a length between 5.99 m and 6.99 m
- Optimised turning circle
- Retractable wing mirrors; steering wheel controls
- Attractive living room, with face-to-face seating or L-shaped bench facing the road, ideal for children
- Large 150 L compression refrigerator with 17 L freezer
- Double or twin bedroom, and living room convertible into extra beds for 3 people
- Kitchen area with large soft-closing drawers
- Plenty of storage space including a large wardrobe
- Lithium cell battery - Truma 4D heater
- Furniture with walnut finish and ambient LED backlighting



Take a 360° immersive tour of our motorhomes


# Magister RANGE

## SPACIOUS COMFORT AND FREEDOM

A well thought-out range, combining manoeuvrability and spaciousness for memorable trips. Enjoy the freedom of the open road and the comfort of your own home, thanks to Fleurette's comprehensive, top-of-the-range equipment.



Magister 74LMF



#### WE LOVE

- Spacious face-to-face living room for up to 6 guests
- Large folding living room table
- Kitchen area with large worktop, 2-burner hob with gas cut-out when the lid is closed
- Sleeps up to 4 people (option)
- Attractive interior space with plenty of storage
- Bathroom with shower and separate toilet
- Large-volume garage
- Walnut-finish woodwork



Take a 360° immersive tour of our motorhomes

# Elistar

## RANGE

### TRAVEL INSPIRED BY INNOVATION

The Elistar range on a Mercedes base stands out for its exclusive design and top-of-the-range comfort. This ultra spacious low-profile motorhome embodies innovation and refinement, making every trip an unforgettable experience.





#### WE LOVE

- The exclusive Mercedes Sprinter base
- The ultra-connected cabin, on-board assistance and safety
- Choice of two layouts: bedroom with central bed (king size version) or twin beds
- The superb feeling of space and high level of interior comfort
- The warm, bright interior style
- The electric drop-down double bed with panoramic window
- The deep kitchen drawers with door lock indicator
- The large compressor refrigerator with freezer
- The shower height (1.95 m)
- The lowered entry step
- The road-facing seat (Isofix)
- The XXL garage hold, with 2-door access and electrical height adjustment
- The external shower and electric wastewater drain
- The 150W solar panel/100 Ah lithium battery as standard
- The “star-quality” interior and exterior design



See the  
3D video on the Elister

# Highlights

## ***-FLEURETTE- ELISTER***

### ULTRA-CONNECTED VEHICLE

Enjoy high-quality manufacturing technology, with the FLEURETTE CONSTRUCTEUR trademark: 100% polyester bodywork and Recovery System assembly, for exceptional durability. With its light-filled interior and ingenious furnishings and fittings, the Elister is designed to maximise your comfort and enjoyment on board.



# Innovation

## RELISH THE MERCEDES-BENZ SPRINTER EXPERIENCE

### + PERFORMANCE

- 2.2-litre 4-cylinder diesel engine, 150 hp series (110 kW)
- Front-wheel drive for reliable performance both uphill and on rough roads
- Enlarged back axle with stabiliser
- Multifunction steering wheel with adaptive cruise control and speed limiter
- 16" aluminium rims with 4-season tyres

### + SAFETY

- Electric parking brake
- ESP included to improve stability and reduce the risk of skidding
- Power-assisted emergency braking, traction control
- Tinted windows, rain sensor
- Tyre pressure monitoring

### + TECHNOLOGY

- Keyless-start system
- 10.25" touchscreen MBUX system with HV GPS
- Reversing camera
- Tempmatic semi-automatic air conditioning and heated wing mirrors
- Luxury Pack: 150 or 170 hp BVA as option



### A CONNECTED MOTOR HOME!

Access included and optional services to manage your vehicle, from the website [www.mercedes-benz.co.uk](http://www.mercedes-benz.co.uk) or via the mobile app downloadable from Google Store or Apple Store.




# Discover RANGE

## GETTING AWAY ON A LARGE SCALE

The Discover A-class is the answer for anyone who doesn't want to give up anything when it comes to comfort. Lavishly equipped for life on the road as at home, it appeals for its extra-large its warm interior space and French-style elegance.



Discover 75LMF



#### WE LOVE

- AL-KO chassis with double technical floor for optimum insulation and extra storage space
- Automatic transmission and LED front lights
- XXL kitchen and living room, with dimmer switch
- Bedroom with central bed or twin beds, and cab bed
- Plenty of storage space and cupboards
- Electric entry step
- External shower in the storage area with electric wastewater drain
- Garage hold of 2300 to 3100 l
- Intimacy windscreen blind
- Walnut-finish style, illuminated brand sign with LED backlighting



Take a 360° immersive  
tour of our motorhomes

NEW  
LIMITED EDITION




# Wellness

ENJOY GETAWAYS AT YOUR OWN PACE



This special Wellness series has been designed to help you relax and unwind. Every detail, every finish and every area has been designed to enhance your journeys by combining luxury comfort, balanced interiors and freedom of movement. This limited edition provides a cosy, mobile base from which travel experiences will interweave wellness and getaways.



Only on Wellness A-Class



Only on Wellness low-profiles



## WE LOVE

- Limited edition Fleurette in low-profile and A-class motorhomes
- New furniture with walnut finish and unique lighting, including LED backlighting
- Moka beige upholstery with a soft feel and a set of reversible dual-material cushions in off-white loop-pile fabric and pine green corduroy
- Luxury bedding
- Special exterior décor
- Signature fragrance: Relaxing Elegance
- Lamp with dimmer in a warm, soothing tone
- Low-profile motorhome features:
  - Aluminium rims, grey air vents and leather steering wheel
  - Truma 4000 ED heating (diesel/electric)
  - Relaxing passenger seat footrest
- A-Class motorhome features:
  - Lounge Pack: automatic air conditioning, wireless charger and digital dashboard
  - Truma 6000 ED heating (diesel/electric)
  - Nomade gas plancha/griddle by Forge Adour with enamelled cast iron



Take a 360° immersive tour of our motorhomes

FLORIUM

# Unique and ultra- comfortable design.

Stepping aboard a Florium motorhome or campervan, you will enjoy the harmonious blend of colours, ash-wood furniture and generous spaces. The contemporary, elegant ambience makes every getaway in a Florium an exceptional experience.



RANGE  
**BLACK PEARL**

The first Florium campervan

RANGE  
**BAXTER**

The compact, trendy low-profile

RANGE  
**MAYFLOWER**

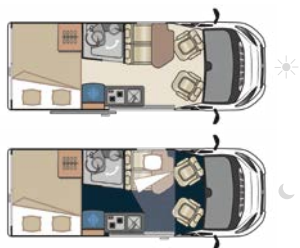
The haute-couture low-profile

RANGE  
**WINCESTER**

The premium A-class

**59 LT**

Transverse bed



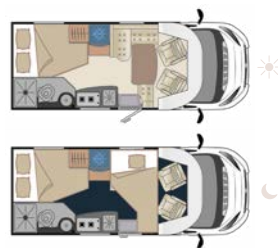
x4

x2/3

x4

**60 LG**

Bed on left  
 + L-shaped living room



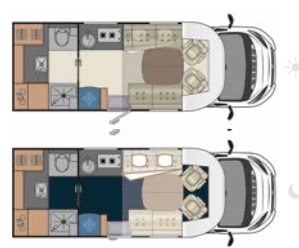
x4

x3

x4

**67 LO**

Lounge with garage hold  
 + electric drop-down double  
 bed



x4

x4

x6

**71 LMF**

Central bed over garage hold  
 + face-to-face living room



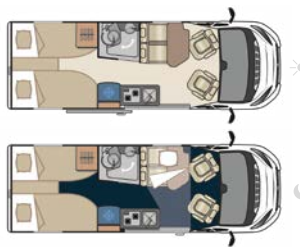
x4/3

x4

x4

**63 LJ**

Twin beds



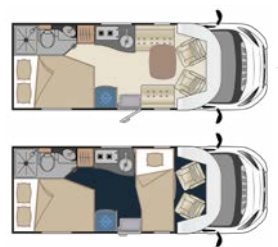
x4

x2/3

x4

**64 LDF**

Bed on right  
 + face-to-face living room



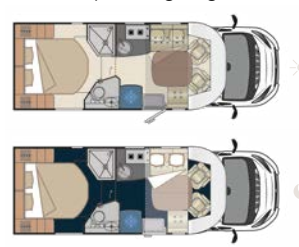
x4

x3

x4

**70 LMF**

Central bed + face-to-face living  
 room + electric drop-down single  
 bed as option - garage hold



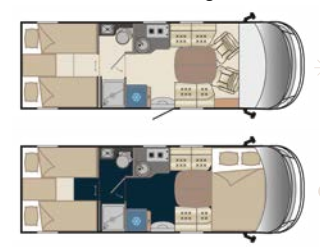
x4

x3  
 4 as option

x5

**74 LJG**

Twin beds  
 over garage hold  
 + face-to-face living room



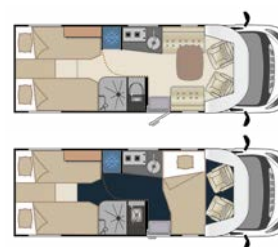
x4/3

x4

x6

**69 LJG**

Twin beds over garage hold  
 + L-shaped living room



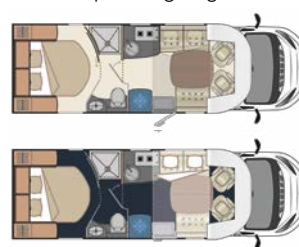
x4

x3

x4

**74 LMF**

Central bed + face-to-face living  
 room + electric drop-down double  
 bed as option - garage hold



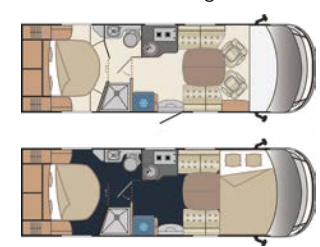
x4

x3  
 4 as option

x5

**75 LMF**

Height-adjustable central  
 bed over garage hold  
 + face-to-face living room



x4/3

x4

x6

EXPERIENCE ENDLESS  
ADVENTURES ABOARD  
THE FIRST ONE

# FLORIUM fitted van

59 LT - Transverse bed



63 LJ - Twin beds



NEW

## ⬠ *BLACK PEARL* ⬠

### A CONTINUING STORY

In the 1980s, Fleurette – sister brand to Florium – was already making fitted vans, well before starting to manufacture motorhomes. Black Pearl also evokes an iconic limited edition series that left a lasting impression on Florium clients a few years ago. When you choose a Florium campervan today, you become part of our great pioneering tradition.

### MEETING NEW NEEDS

As the market evolves, needs change and clients now seek more compact and practical options. Florium has adapted by naturally entering the campervan market and offering modern, nimble solutions.

### PREMIUM STANDARDS

With a Skyview, luxury upholstery, Truma Diesel heating, plenty of storage, Vario washroom and more, every detail has been designed to deliver outstanding travel comfort aboard our first Florium campervan.

### LAYOUTS TO SUIT EVERYONE

Catering to all needs, the Black Pearl comes in two lengths and layouts: 5.90 m with transverse bed or 6.30 m with twin beds.



Watch a video about  
the Black Pearl

# ELEGANCE & COMFORT IN A COMPACT SIZE

Black Pearl by Florium is a luxury campervan with a chic, French style, handcrafted furniture, and exclusive, high quality upholstery. Enjoy stress-free, environmentally-responsible travel thanks to the innovative, travel-adapted technology solutions: 100 Ah lithium battery, compressor refrigerator and 100% LED lighting.



Black Pearl 63LJ





#### WE LOVE

- Standard alloy wheels.
- Skyview, which introduces plenty of natural light.
- Practical, well-equipped kitchen with plenty of storage.
- Large compressor fridge (135 litres), delivering the right amount of power autonomy for longer journeys.
- The clever washroom features Vario, so you can instantly transform the space between a generous shower and a spacious toilet by pivoting the dividing wall.
- The comfort of a superior heating, even in extreme conditions.
- Black Pearl special upholstery and interior decor, with a french style.
- 4 bodywork colours available.



Take a 360° immersive  
tour of our motorhomes

# Baxter

## RANGE

### THE COMPACT, TRENDY LOW-PROFILE

Baxter is redefining motorhome travel. Designed to conquer the smaller roads, this low-profile offers optimised living spaces where everything is easily within reach, for maximum comfort. Explore dream destinations in style and peace of mind.



Baxter 64LDF



#### WE LOVE

- Compact size with a width of 2.23 m and a length between 5.99 m and 6.99 m
- Retractable wing mirrors and steering wheel controls
- Living area with face-to-face seating or L-shaped bench facing the road, ideal for kids
- Practical kitchen area with large worktop, 150 L fridge, 2-burner cooker with gas cut-off when the lid is closed
- Well thought-out storage with large drawers, cupboards and wardrobe
- Modern bathroom with shower and toilet Unit with exclusive pull-out basin in the 69LJG model
- Bedroom with double or twin beds, and high-quality mattresses for optimum comfort
- Lithium cell battery - Truma 4D heater
- New furniture with ash finish and LED mood backlighting



Take a 360° immersive tour of our motorhomes

# Mayflower

## RANGE

### THE NO-COMPROMISE LOW-PROFILE MODEL

Each of the three Mayflower layouts maximises space and comfort for carefree family trips. Enjoy a spacious living room and a kitchen with generous storage space, and pick the layout that suits you.



Mayflower 67LO



#### WE LOVE

- Face-to-face living room for meals seating up to 6
- Kitchen area with large worktop, 2-burner hob with gas cut-off when the lid is closed
- Bedroom with large central bed
- Electric drop-down bed for 1 or 2 people as an option with the 70LMF and 74LMF
- Separate shower and toilet
- XXL lounge-type rear bathroom with wardrobe and storage area access hatch (67LO)
- Large, electrically adjustable storage area (70LMF and 74LMF)
- New ashwood furniture and LED lighting



Take a 360° immersive  
tour of our motorhomes

# Winchester

## RANGE

### AN A-CLASS WITH UNRIVALLED CHARM

Admire its ivory 100% polyester bodywork and dynamic lines, and relish a refined, contemporary interior. The Winchester offers a spacious living area providing every comfort, for life on the road that feels like being at home. Every detail has been thought out to give you an exceptional experience, day or night.



Winchester 74LJG



#### WE LOVE

- AL-KO chassis
- Ivory-coloured body
- Automatic transmission and LED headlights
- Double technical floor for optimum insulation and extra storage space
- Spacious living room with dimmer switch
- Bedroom with central bed or twin beds, and overcab bed
- Electric entry step
- External shower in storage hold with electric wastewater drain
- Truma diesel or gas heating (for Alde heating system)
- XXL electrically adjustable garage hold
- Intimty windscreen blind
- Intimty windscreen blind
- Ambiance ash finish, illuminated brand sign with LED backlighting



Take a 360° immersive  
tour of our motorhomes

# Customising your interior

HAS NEVER BEEN SO EASY!



Because your second home should be as comfortable as your first, we offer you a resolutely modern and fashionable style, with your comfort as our priority.

By choosing the fabric for your bench seats and cushions, you can create a cosy atmosphere that suits you perfectly.

BEIGE & DAMASK



GREY & PEARL



BEIGE & SHADOW



BEIGE & SORRENTO



## 14 POSSIBLE COMBINATIONS

for a style that suits you, and is always elegant!

**1**  
CHOOSE  
THE FABRIC  
FOR SEATS  
AND CUSHIONS

Beige



Grey



**2**  
CHOOSE  
THE FABRIC  
FOR BACKRESTS

Sorrento



Damask



Queen



Pearl



Shadow



**ALSO AVAILABLE:  
A LEATHER LOOKALIKE\*\***


Ivory-Taupe Emocuir



Ivory Emocuir



Ivory 100% full-grain leather



\*\* Option

**UPHOLSTERY WELLNESS EDITION**

Only available with the Migrateur 69LJG, Magister 70LMF and 74LMF, Discover 71LMF, 74LJG and 75LMF.



MADE  
BY A FRENCH  
MASTER  
UPHOLSTERER

**TOUCH SCREEN-CONTROLLED  
HEATING FOR YOUR MOTORHOME**

Truma Combi Heating owes its success to the fact that it is compact, effective and reliable. It combines hot water and heating in a single appliance. Every year, Truma redevelops its systems to remain the most innovative brand in Germany.

- Depending on the model, it runs on gas or diesel (electric mode as option\*).
- Air and water are heated with 97% efficiency using 1800 W electric resistance heating.
- Collision sensor that cuts the gas in the event of an accident.
- Available in two systems, Combi Gas or Diesel.

\*This season, the Truma EH is provided as standard on the Wellness Edition Baxter 69LJG, Magister 70LMF and 74LMF, Discover 71LMF, 74LJG and 75LMF



# Comfort and design

## FOR YOUR DAILY WELL-BEING.

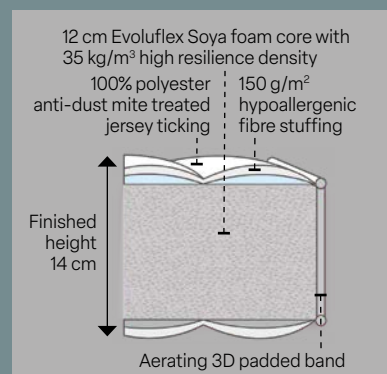


**LUXURY BEDDING**

Because "good sleep means good health", we want to offer you maximum comfort. All our mattresses are made from 35 kg/m<sup>2</sup> density soy-based Evoluflex foam, with a slatted base.

**FEATURES:**

- 12 cm highly durable foam panel.
- 150 g/m<sup>2</sup> hypoallergenic fibre padding.
- Anti-mite jersey ticking on both sides.
- Adapts to your body shape.



**STUNNING FURNITURE**

with spacious storage solutions



# SPECIFICATIONS

## LOW-PROFILES

## A-CLASS

### DIMENSIONS AND WEIGHT

	MIGRATEUR / BAXTER			MAGISTER / MAYFLOWER			ELISTER		DISCOVER / WINCESTER		
	60LG	64LDF	69LJG	67LO	70LMF	74LMF	73LMF	73LJF	71LMF	74LJG	75LMF
Overall Length*	5,99	6,47	6,99	6,77	6,97	7,38	7,30	7,30	7,19	7,49	7,49
Overall width (without wing mirrors)*	2,23	2,23	2,23	2,30	2,30	2,30	2,30	2,30	2,30	2,30	2,30
Overall height (15" rims with low-profiles; 16" rims with A-Class models as standard)*	2,70	2,70	2,70	2,82	2,82	2,82	2,92	2,92	2,88	2,88	2,88
Technically permissible maximum loaded weight with LV or HV	3500/3650	3500/3650	3500/3650	3500/3650	3500/3650	3500/3650	3500/4100	3500/4100	3500/3650	3500/3650	3500/3650
Unloaded weight in running order on Fiat chassis**	2693	2794	2866	2974	2996	3014	3122	3161	3147	3159	3150
Registered (driving) seats and number of seatbelts according to layout***	4	4	4	4/3 according to layout	4/3 according to layout	4/3 according to layout	4/3 according to layout	4/3 according to layout	4/3 according to layout	4/3 according to layout	4/3 according to layout
Dining seats	4	4	4	6	5	5	5	5	4	6	6
Berths	3	3	3	4	3 (S) /4 (O)	3 (S) /4 (O)	4	4	4	4	4

LV: light vehicle/HV: heavy vehicle. \* Weight and measurements (base layout estimate) subject to tolerance of +/-3%/16" rims = +4cm. \*\* With 1 driver, 90% clean water, 90% 1 gas bottle, 90% diesel and tools. \*\*\* Max. no. of registered (driving) seats with light vehicle version, variable according to layout. Please contact your dealer for further information.

### STANDARD BASE

FIAT Ducato: ABS, ASR, ESP, Eco pack (Start & Stop + smart alternator), cruise control and speed limiter, steering wheel-mounted controls, manual cab air conditioning, electric windows, electric de-icing wing mirrors (comfort pack), tinted windows and windscreen, remote central locking (including living area door), driver and passenger airbags, SRA anti-start system, swivelling Captain Chair cab seats with 2 armrests.

MERCEDES-BENZ Sprinter: BAS (Brake Assist System), ESP, EBD (Electronic Brakeforce Distribution), start/stop, cruise control and speed limiter, MBUX multimedia system with 10.25" touch screen, MB reversing camera with double DIN display, electrically adjustable heated wing mirrors, TEMPATIC semi-automatic air conditioning, tinted windows, rain sensor, fog lamps, 16" aluminium rims, 4-season tyres, LED rear lights, armrests and lumbar support on 2 seats, front passenger airbags, painted bumper, chrome-plated radiator grille, cup holder, storage pocket with lid, electric parking brake, tyre pressure monitoring driver and passenger access handle, 2-year Mercedes MobiloVan acoustic package. Free Mercedes.me mobile app.

	MIGRATEUR / BAXTER			MAGISTER / MAYFLOWER			ELISTER		DISCOVER / WINCESTER		
	60LG	64LDF	69LJG	67LO	70LMF	74LMF	73LMF	73LJF	71LMF	74LJG	75LMF
AL-KO chassis	-	-	-	-	-	-	-	-	S	S	S
Tax power (HP) - France ONLY	7	7	7	7	7	7	7	7	7	7	7
Maximum power (EEC Kw)	85	85	85	103	103	103	110	110	103	103	103
Maximum torque (Nm)	350	350	350	350	350	350	330	330	350	350	350
Manual gearbox (number of gears)	6	6	6	6	6	6	6	6	6	6	6
Gross combination weight (GCW) (kg) Get information from your dealer	6000/6100 depending on options	6000/6100 depending on options	6000/6100 depending on options	6000/6100 depending on options	6000/6100 depending on options	6000/6100 depending on options	5500/5500	5500/5500	0/5500 depending on options	0/5500 depending on options	0/5500 depending on options
Wheelbase (mm)	3450	3800	4035	4035	4035	4035	3924	3924	4035	4300	4300
Front overhang (mm)	948	948	948	948	948	948	1021	1021	960	960	960
Rear overhang (mm)	1590	1728	1989	1789	1989	2399	2340	2340	2200	2235	2235
Base vehicle: Fuel/Ad-Blue tank capacity (L)	90 / 19	90 / 19	90 / 19	60 / 19	60 / 19	60 / 19	65 / 24	65 / 24	60 / 19	60 / 19	60 / 19
Leather steering wheel + aerator finishing + 16" aluminium rims	O	O	(O) with Baxter (S) with Migrateur Wellness	O	(O) with Mayflower (S) with Magister Wellness	(O) with Mayflower (S) sur Magister Wellness	S	S	S	S	S

Specifications, dimensions and weights are non-binding.  
Accessories installed as an option or by the dealer are not included in the motorhome's unladen weight calculation.

## LOW-PROFILES

## A-CLASS

## STANDARD BASE

	MIGRATEUR / BAXTER			MAGISTER / MAYFLOWER			ELISTER		DISCOVER / WINCESTER		
	60LG	64LDF	69LJG	67LO	70LMF	74LMF	73LMF	73LJF	71LMF	74LJG	75LMF
Electric parking brake	O	O	(O) with Baxter (S) with Migrateur Wellness	O	(O) with Mayflower (S) with Magister Wellness	(O) with Mayflower (S) with Magister Wellness	S	S	-	-	-
Multimedia system (no CD) - Large Double Din screen with wide angle reversing camera - USB - Bluetooth - DAB+ (includes Comfort Pack with low-profiles).	O	O	O	O	O	O	-	-	S	S	S
Adaptive cruise control	O	O	O	O	O	O	S	S	-	-	-
Rear view camera with 7" permanent display	O	O	O	O	O	O	-	-	O	O	O
Cab seat covers matching living area style	S	S	S	S	S	S	S	S	S	S	S
Cab carpeting	S	S	S	S	S	S	S	S	S	S	S
Puncture repair kit	S	S	S	S	S	S	S	S	S	S	S

## ENGINES

	MIGRATEUR / BAXTER			MAGISTER / MAYFLOWER			ELISTER		DISCOVER / WINCESTER		
	60LG	64LDF	69LJG	67LO	70LMF	74LMF	73LMF	73LJF	71LMF	74LJG	75LMF
MERCEDES Sprinter frame: 150 hp engine	-	-	-	-	-	-	S	S	-	-	-
MERCEDES Sprinter frame: 150 hp automatic transmission engine	-	-	-	-	-	-	O	O	-	-	-
MERCEDES Sprinter frame: 170 hp automatic transmission engine	-	-	-	-	-	-	O	O	-	-	-
FIAT Ducato frame: Multijet 140 hp engine	S	S	S	S	S	S	-	-	-	-	-
FIAT Ducato frame: Multijet 140 hp automatic transmission engine (increased height on low-profiles with 16" rims)	O	O	O	O	O	O	-	-	S	S	S
FIAT Ducato frame: Multijet 180 hp engine	-	-	-	-	-	-	-	-	-	-	-
FIAT Ducato frame: Multijet 180 hp automatic transmission engine (increased height on low-profiles with 16" rims)	-	O	O	O	O	O	-	-	O	O	O

## PACKS (FIAT OU MERCEDES-BENZ)

	MIGRATEUR / BAXTER			MAGISTER / MAYFLOWER			ELISTER		DISCOVER / WINCESTER		
	60LG	64LDF	69LJG	67LO	70LMF	74LMF	73LMF	73LJF	71LMF	74LJG	75LMF
FIAT LOW-PROFILE OPTIONS: Comfort pack: Hartal living area door with flyscreen, blackout windscreen blind, Double DIN radio with Bluetooth and reversing camera, premium speakers, height-adjustable cab seats, central storage pocket, electric de-icing wing mirrors, kitchen extractor hood, spice rack, Duo Control automatic gas inverter, curtains and cushions, Evoluflex High Resilience mattress, TV stand, 2nd key, DC/DC converter, convertible dinette bed, 100 Ah Lithium battery, fog lamps and painted bumper, steering wheel controls, electrically folding wing mirrors on 60LG/64LDF/69LJG only.	O	O	O	O	O	O	-	-	-	-	-
FIAT LOW-PROFILE OPTIONS: Safety Plus Pack: Automatic braking system with pedestrian detection + Automatic ignition & wipers + Lane departure warning + Sign recognition + Driver drowsiness detection + Intelligent speed assist + TPMS (Tyre Pressure Monitoring System)	O	O	O	O	O	O	-	-	-	-	-
FIAT OPTIONS : Allure Pack: Leather steering wheel + 16" aluminium rims + grey aerator finishing	O	O	O with Migrateur Wellness	O	O with Magister Wellness	O with Magister Wellness	-	-	S	S	S
FIAT OPTIONS: Lounge Pack: Automatic air conditioning + wireless charger + digital instrument cluster	O	O	O	O	O	O	-	-	(O) with Winchester (S) with Discover Wellness	(O) with Winchester (S) with Discover Wellness	(O) with Winchester (S) with Discover Wellness
FIAT A-CLASS OPTION: Optimum Pack: Alde heating with heat exchanger, 90 L GO tank, Heavy Vehicle 40 H (with chassis Fiat 2.2 L Multijet 180 hp engine only)	-	-	-	-	-	-	-	-	-	O	O
FIAT A-CLASS OPTION: Techn'home pack: 2000 w inverter, Nespresso coffee machine	-	-	-	-	-	-	-	-	O	O	O

## LOW-PROFILES

## A-CLASS

## PACKS (FIAT OU MERCEDES-BENZ)

FIAT OPTION: Navision High HiFi Pack: Multimedia system with 23 cm screen - size limitations - GPS 46 countries with tourist sites, Michelin green guides - Separate Tweeter speaker - Subwoofer - DAB+ - Bluetooth - Apple CarPlay and Android auto - USB + Rear view camera with permanent display.

MERCEDES BENZ LOW-PROFILE OPTION: 150 or 170 hp LUXURY pack: 9G-Tronic automatic transmission, leather steering wheel, Road Sign Assist, Fatigue Detection, Active Lane Departure Warning, DISTRONIC Plus (Distance Control Assist), instrument cluster with colour display, 12 V dashboard socket, Comfort roof module

MERCEDES BENZ LOW-PROFILE OPTION: Serenity Pack: Diesel and Electric 4000ED Combi, 165A Lithium battery, DC/DC 60, 170 W Black Booster solar panel

MIGRATEUR / BAXTER		
60LG	64LDF	69LJG
O	O	O
-	-	-
-	-	-

MAGISTER / MAYFLOWER		
67LO	70LMF	74LMF
O	O	O
-	-	-
-	-	-

ELISTER	
73LMF	73LJF
-	-
O	O
O	O

DISCOVER / WINCESTER		
71LMF	74LJG	75LMF
O	O	O
-	-	-
-	-	-

## SERVICES AND AUTONOMY

	MIGRATEUR / BAXTER			MAGISTER / MAYFLOWER			ELISTER		DISCOVER / WINCESTER		
	60LG	64LDF	69LJG	67LO	70LMF	74LMF	73LMF	73LJF	71LMF	74LJG	75LMF
Gas bottle cabinet	1	1	1	1	1	1	-	-	1	1	1
6 kg gas bottle cabinet (capacity)	-	-	-	-	-	-	2	2	-	-	-
Insulated fresh water tank capacity (L) - insulated and heated	120	120	120	120	120/10*	120/10*	120/10*	120/10*	205/10*	205/10*	205/10*
Insulated waste water tank capacity (L) - insulated and heated	119	119	119	119	119	119	110	110	125	125	125
Manual waste water drainage	S	S	S	S	S	S	-	-	-	-	-
Electric waste water drainage	-	-	-	-	-	-	S	S	S	S	S
Truma Combi 4 D with 10 L boiler	S	S	S	S	S	S	S	S	-	-	-
Truma Combi4 ED with 10 L boiler	O	O	O S with Migrateur Wellness	O	O S with Magister Wellness	O S with Magister Wellness	O	O	-	-	-
Truma Combi 6 D (Diesel) forced-air heater with 10 L boiler	-	-	-	-	-	-	-	-	S	S	S
Truma Combi 6 ED (diesel/electric) forced-air heater with 10 L boiler	-	-	-	-	-	-	-	-	(O) with Wincester (S) with Discover Wellness	(O) with Wincester (S) with Discover Wellness	(O) with Wincester (S) with Discover Wellness
Pre-wiring for TV	S	S	S	S	S	S	S	S	S	S	S
Reversing camera (included in Comfort Pack)	O	O	O	O	O	O	S	S	S	S	S
220 V socket - 12 V socket - TV socket	S	S	S	S	S	S	S	S	S	S	S
100 Ah Lithium auxiliary battery	S	S	S	S	S	S	S	S	-	-	-
165 Ah Lithium auxiliary battery	O	O	O	O	O	O	O	O	S	S	S
150 W solar panel installed	-	-	-	-	-	-	S	S	-	-	-
Charging transformer with splitter coupler	S	S	S	S	S	S	S	S	S	S	S
Digital control panels (water, battery, indoor & outdoor temp.)	S	S	S	S	S	S	S	S	S	S	S
LED lighting above living area door	S	S	S	S	S	S	S	S	S	S	S
USB port in bedroom	S	S	S	S	S	S	S	S	S	S	S

\* 10 L calibration valve: To comply with the payload in running order

## CELL EQUIPMENTS

	MIGRATEUR / BAXTER			MAGISTER / MAYFLOWER			ELISTER		DISCOVER / WINCESTER		
	60LG	64LDF	69LJG	67LO	70LMF	74LMF	73LMF	73LJF	71LMF	74LJG	75LMF
158 L AES refridgerator with frozen food compartment 30 L (Thetford)	-	-	-	S	S	S	-	-	S	S	S
149 L AES refridgerator with frozen food compartment 17 L (Thetford)	S	S	S	-	-	-	S	S	-	-	-
Extractor hood with side extraction (included in Comfort Pack for low-profiles)	O	O	O	O	O	O	S	S	S	S	S
2-burner gas hob with gas-safe lid	S	S	S	S	S	S	S	S	S	S	S

Specifications, dimensions and weights are non-binding.  
Accessories installed as an option or by the dealer are not included in the motorhome's unladen weight calculation.

# LOW-PROFILES

# A-CLASS

## CELL EQUIPMENTS

	MIGRATEUR / BAXTER			MAGISTER / MAYFLOWER			ELISTER		DISCOVER / WINCESTER		
	60LG	64LDF	69LJG	67LO	70LMF	74LMF	73LMF	73LJF	71LMF	74LJG	75LMF
Flush-mounted stainless steel sink	S	S	S	S	S	S	S	S	S	S	S
Brass kitchen drip-proof mixer tap, ceramic cartridge	S	S	S	S	S	S	S	S	S	S	S
Folding central table	-	-	-	S	S	S	S	S	S	S	S
Shower cubicle with doors	S	S	S	S	S	S	S	S	S	S	S
Chrome-plated brass mixer tap and shower	S	S	S	S	S	S	S	S	S	S	S
Towel rack	S	S	S	S	S	S	S	S	S	S	S
Net curtains, curtain panel on windows, cushions, rug on middle bed only (included in Comfort pack for low-profiles)	O	O	O	O	O	O	S	S	S	S	S
Double-glazed acrylic windows with UV treatment (NB: use alcohol-free cleaning products)	S	S	S	S	S	S	S	S	S	S	S
Blinds and flyscreens on all windows	S	S	S	S	S	S	S	S	S	S	S
Intimty blind (sunshade or privacy screen)	-	-	-	-	-	-	-	-	S	S	S
Hartal living area door with window, blind (included in Comfort Pack for lowprofiles)	O	O	O	O	O	O	S	S	S	S	S
XL living area door	-	S	S	S	-	-	S	S	S	S	S
Hartal living area door flyscreen (included in Comfort Pack for low-profiles)	O	O	O	O	O	O	S	S	S	S	S
Pleated blackout blinds for cabs (included in Comfort Pack for low-profiles)	O	O	O	O	O	O	S	S	S	S	S
Slatted bed base with Evoluflex High Resilience mattress, density 35Kg/m³	S	S	S	S	S	S	S	S	S	S	S
Rear bed size (mm)	1300 X 1920	1300 X 1920	1 x 800 X 1920 1 x 800 X 2000	-	1500 x 1900	1500 x 1900	1500 x 1900	2 X 800 x 2000	1500 x 1900	2 X 800 x 2000	1500 x 1900
Front bed size (mm)	690 X 1900	800 X 1900	900 x 1900	1500 x 1900	(O) 1100 x 1900	(O) 1300 x 1900	1200 x 2000	1200 x 2000	1350 x 1850	1350 x 1850	1350 x 1850
Front living room convertible into bed with telescopic table leg (except 74LMF with optional drop-down bed) - (Included in Comfort Pack for low-profiles)	O	O	O	S	O	O	-	-	-	-	-
Dimmer (living room only)	-	-	-	-	-	-	S	S	S	S	S
Drop-down double bed with slat base and mattress (single bed in 70LMF)	-	-	-	S	O	O	S	S	S	S	S
Isofix mounting in bench seat	-	S	S	S	S	S	S	S	S	S	S
Rigid bedroom divider	-	-	-	-	S	S	S	S	S	S	S
Bedroom dividing curtain	-	S	S	-	-	-	S	-	-	-	-
TV stand (TV not supplied)	1	1	1	1	1	1	1	1	1	1	1
Wardrobe	1	1	1	2	2	2	2	1	2	2	2
Large under-bed storage compartment	S	S	S	-	S	S	S	S	S	S	S
Double-floor interior and exterior storage compartment	-	-	-	-	-	-	-	-	S	S	S
Low entry step with electric step	-	-	-	-	-	-	S	S	S	S	S
Front roof	S	S	S	S	S	S	S	S	S	S	S
Storage area door (in cm) H: height/W: width	H41 x W70	H41 x W95	H100 x W70 H60 x W61	H114 x W55 H68 x W63	2 x H114 x W70	2 x H114 x W70	2 x H118 x W76	2 x H118 x W76	H114 x W79 H95 x W79	H114 x W79 H95 x W79	H114 x W79 H95 x W79
Storage area volume (in litres)	700	900	2000	2000	1700 / 2100	1800 to 2200	2100 to 2500	2100 to 2500	2300 / 2700	3100	2300 to 2700
Electrically height-adjustable storage area	-	-	-	-	S	S	S	-	S	-	S
Low-slung storage area compartment and polyester side skirts	-	-	S	S	S	S	S	S	S	S	S
Reinforced all-polyester living area body	S	S	S	S	S	S	S	S	S	S	S
Styrofoam insulation, 30 mm thick on sides, ceiling and floor	S	S	S	S	S	S	S	S	S	S	S
Rot-proof polyurethane structure	S	S	S	S	S	S	S	S	S	S	S
Protect System polyester floor underlay	S	S	S	S	S	S	S	S	S	S	S
Hail-resistant, non-slip roof top	S	S	S	S	S	S	S	S	S	S	S

Specifications, dimensions and weights are non-binding.  
Accessories installed as an option or by the dealer are not included in the motorhome's unladen weight calculation.

## CAMPERVAN

NEW

## DIMENSIONS AND WEIGHT

	BLACK PEARL	
	59LT	63LJ
Overall Length (cm) +/-3 %	5,99	6,36
Overall width (in cm) without rear view mirrors opened +/-5 %	2,05	2,05
Overall Height (cm) +/-3 %	2,59	2,59
MTPLM (Gross vehicle weight, kg)	3500	3500
MIRO (Unladen weight, kg) +/-3 %	2924	3070
Travel places	4	4
Eating places	4	4
Sleeping places	2/3 (O)	2/3 (O)

LV: light vehicle/HV: heavy vehicle. \* Weight and measurements (base layout estimate) subject to tolerance of +/-3%. \*\* With 1 driver, 90% clean water, 90% 1 gas bottle, 90% diesel and tools. \*\*\* Max. no. of registered (driving) seats with light vehicle version, variable according to layout. Please contact your dealer for further information.

## STANDARD BASE

FIAT Ducato: ABS, ASR, ESP, Eco pack (Start & Stop + smart alternator), cruise control and speed limiter, steering wheel-mounted controls, manual cab air conditioning, electric windows, electric de-icing wing mirrors (comfort pack), tinted windows and windscreen, remote central locking (including living area door), driver and passenger airbags, SRA anti-start system, swivelling Captain Chair cab seats with 2 armrests.

	BLACK PEARL	
	59LT	63LJ
Tax power (HP) - France ONLY	7	7
Maximum power (Kw CEE)	103	103
Maximum torque (Nm)	350	350
Gearbox (number of gears)	6	6
Total admissible vehicle weight (Kg)	6000	6000
Wheelbase (mm)	4035	4035
Front overhang (mm)	948	948
Back overhang (mm)	1015	1380
Frame Fiat : Fuel tank capacity (L)	90/19	90/19
Leather steering wheel + aerator finishing + 16" aluminium rims	S	S
Electric parking brake (included in Pearl Pack)	O	O
Multimédia - Double Din screen with wide angle rear view camera - USB - Bluetooth - DAB+.	S	S
LED headlights (full beam/dipped)	O	O
Cab seatcovers to match cabin trim	S	S
Puncture repair kit	S	S

## ENGINES

Frame FIAT Ducato: 140 HP
Frame FIAT Ducato: 140 HP Automatic gearbox
Frame FIAT Ducato: 180 HP Automatic gearbox

## PACKS (FIAT)

FIAT CAMPERVAN OPTION: Pearl Pack: 100 Ah lithium battery, electric parking brake, coupling set-up, electric defrosting, folding wing mirrors, reversing camera, special ESC setting, flyscreen side door, heated wastewater tank, Remis windscreen blind, central glovebox, exterior lighting, wide electric entry step at side door.

FIAT CAMPERVAN OPTION: Lounge Pack: Automatic air conditioning + wireless charger + digital dashboard

FIAT CAMPERVAN OPTION: Safety Pack: Adaptive cruise control + automatic braking system with pedestrian detection + automatic headlights and windscreen wipers + lane departure warning + road sign recognition + driver drowsiness detection + intelligent speed assist

FIAT CAMPERVAN OPTION: LED Assist Pack (full LED headlights, TPMS, and automatic headlights and front windscreen wipers)

FIAT CAMPERVAN OPTION: TPMS (tyre pressure monitoring system)

FIAT CAMPERVAN OPTION: Long Life Pack with 165 Ah lithium battery (installed) + 160 W solar panel (not installed)

## SERVICES AND AUTONOMY

Gas locker for 1 bottle 13 KG
DUO CONTROL CS enables you to travel while using the gas heating
Fresh water frostprotected (L)
Waste water frostprotected (L)
Manual waste water drainage system
Truma Combi 4 D with 10 L boiler
Truma Combi4 ED with 10 L boiler
TV and loudspeaker wiring
Pre-wiring for reversing camera
220 V socket - 12 V socket - TV socket

## CAMPERVAN

NEW

	BLACK PEARL	
	59LT	63LJ
	S	S
	O	O
	O	O

NEW

	BLACK PEARL	
	59LT	63LJ
	O	O
	O	O
	O	O
	O	O
	O	O

NEW

	BLACK PEARL	
	59LT	63LJ
	S	S
	S	S
	95	110
	85	85
	S	S
	S	S
	O	O
	S	S
	S	S
	S	S

## CAMPERVAN

NEW

## SERVICES AND AUTONOMY

	BLACK PEARL	
	59LT	63LJ
Lithium 100Ah semi stationary auxillary battery	S	S
Lithium 165Ah semi stationary auxillary battery	O	O
150 W solar panel installed	O	O
Charger transformer with separation coupler	S	S
LCD control panel (water, battery, inside and outside temperature)	S	S
USB port in bedroom	S	S

\* Vanne de tarage 20l : Afin de respecter la charge utile en ordre de marche

## CELL EQUIPMENTS

	BLACK PEARL	
	59LT	63LJ
135-litre absorption refrigerator (DOMETIC)	S	S
2-burner gas hob with gas-safe lid	S	S
Stainless steel	S	S
Kitchen mixer tap	S	S
Shower cubicle with rigid partition	S	S
Brass-chromed washbasin and shower	S	S
Towel rail	S	S
Opening, double glazed windows with anti UV-treatment	S	S
Blind and flyscreen on all the windows	S	S
Living area door flyscreen (included in Pearl Pack)	S	S
Pleated blackout cab blinds (included in Pearl Pack)	S	S
Bed with slatted frame and Evoluflex type high-density mattress	-	-
Rear bed dimensions	1950X1500	2 x (1990X800)
Front lounge converts to a bed with a telescopic table foot	O	O
Front bed dimensions	(O) 1800X700	(O) 1800X700
Isofix mounting in bench seat	S	S
Curtain bedroom partition	S	S
TV bracket	S	S
Wardrobe	-	S
Storage compartment under the bed	S	S
Electric entry step (included in Pearl Pack)	S	S
Front roof with demister	S	S
Under floor with polyester Protect System	S	S

# Choosing Fleurette Constructeur,

THE FRENCH  
PREMIUM MOTORHOME  
SPECIALIST.



## MASTERY OF MATERIALS, A FLEURETTE SIGNATURE

FLEURETTE CONSTRUCTEUR is one of the few companies with its own polyester workshop, enabling it to manufacture all its furniture and composite parts. A unique know-how and keenly apply with passion to satisfy all of our Fleurette & Florium motorhome enthusiasts.

## MODELS CREATED BY OUR OWN DESIGN DEPARTMENT

Using high-performance design software, our developers work assiduously every year to offer you new facilities and ingenious layouts that match your lifestyle, with spacious storage facilities.



## BUILT-IN JOINERY

Today, combining industrial performance, digital order processing and artisanal craftsmanship, the joinery team draw on their skills and a wide variety of processes, working together to continuously enrich the layouts and facilities of our motorhomes.

Two wood finishes, two styles:  
Walnut on Fleurette and Ash on Florium.



## 100% REINFORCED POLYESTER BODYWORK

Today, FLEURETTE CONSTRUCTEUR is the only manufacturer in Europe offering 100% polyester bodywork vehicles, which are produced entirely in our factory in the Vendée region.

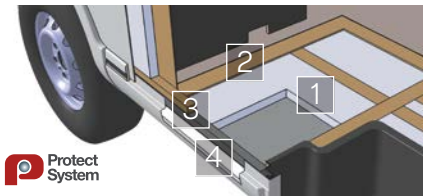
HIGH-QUALITY, LONG-LASTING RAW  
MATERIALS:

- 1/ « High-tech » gelcoat.
- 2/ Fibreglass reinforcements.
- 3/ Resin matrix.



## RECOVERY SYSTEM: THE ONLY ASSEMBLY METHOD OF ITS KIND IN EUROPE

- The roof, hood and rear are attached/glued without drilling, by covering the sides.
- Wraparound panoramic wide-angle windscreen: increased visibility for your safety.
- Lowered full-width polyester storage area on reinforced chassis extension. It is padded and heated for greater insulation.
- Flush window improving the thermal insulation and security of your vehicle (cannot be removed from the outside).



## PROTECT SYSTEM: OPTIMAL DURABILITY AND INSULATION

The insulating XPS Styrofoam (30 mm of Styrofoam on either side and in the floor) has considerable thermal and acoustic insulating properties, as well as water-resistance and lightness.

The mix of fibre composite and wood, uniting composite's long life with the exceptional solidity of solid wood, strengthens the structure of walls and floor.

- 1/ Styrofoam    2/ Wooden batten
- 3/ Polyurethane batten    4/ Polyester



Learn about our expertise at  
[fleurette-constructeur.fr/en/](http://fleurette-constructeur.fr/en/)

# OUR OFFICIAL DEALERSHIP NETWORK

## IN FRANCE:

- |                            |                                  |
|----------------------------|----------------------------------|
| 06 Mistral Camping-Cars    | 34 TPL Montpellier               |
| 11 TPL Narbonne            | 35 Ypocamp Rennes                |
| 13 TPL Aubagne             | 37 Camping-Cars de Touraine      |
| 14 Horizon Caen            | 38 Alpes Evasion                 |
| 16 Remy Frères             | 39 Juraloisir                    |
| 17 L.D.L La Rochelle       | 40 Agest Tarnos                  |
| 18 Hunyvers Bourges        | 42 Loisirs Concept               |
| 22 Jacqueline Plénée Jugon | 43 Velay loisirs                 |
| 24 Passion Camping-cars    | 44 Cap Nord                      |
| 26 Andrieux Camping-Cars   | 45 3CF Camping-Car Centre France |
| 27 Horizon Evreux          | 49 Roots Evasion                 |
| 28 3CF Chartres            | 50 Auto Camping Car Service      |
| 29 Bonjour Caravaning      | 56 Bonjour Caravaning Guidel     |
| 30 TPL Nîmes               | 56 Bonjour Caravaning Vannes     |
| 31 TPL Toulouse            | 59 JPG 59                        |
| 33 Horizon Bordeaux        | 62 Jacqueline Arras              |
| 33 Horizon Gujan Mestras   | 63 Evasion 63                    |

- |                                     |
|-------------------------------------|
| 65 ABC Idylcar Tarbes               |
| 66 TPL Perpignan                    |
| 67 Loisirs Camping-Cars             |
| 69 Hunyvers Lyon St Priest          |
| 72 Camping-cars du Mans             |
| 73 Alpes Evasion                    |
| 74 Isacar Loisirs                   |
| 76 Jousse Franqueville-Saint-Pierre |
| 80 Jacqueline Amiens                |
| 82 TPL Castelsarrasin               |
| 83 Var Camping-cars                 |
| 84 TPL Sorgues                      |
| 85 L.D.L Benet                      |
| 85 L.D.L La Roche-sur-Yon           |
| 86 Vienne Aventure                  |
| 95 STCA                             |

## ABROAD:

- |             |  |
|-------------|--|
| Germany     | REISEMOBILE HARTMANN Lünen                   |
| Germany     | DIEZ CARAVAN CENTER Diez                     |
| Belgium     | CTM MOTORHOMES Lier                          |
| Belgium     | CTM MOTORHOMES Maldegem                      |
| Spain       | AUTOCARAVANAS Burgos                         |
| Spain       | AUTOCARAVANAS CANTABRIA Santa Cruz de Bezana |
| Spain       | AUTOCARAVANAS Leon                           |
| UK          | WANDAHOME South Cave                         |
| Switzerland | GARAGE DU CHATEAU Cornaux                    |

## EXCELLENT SERVICE QUALITY for worry-free purchases

SERVICES  
**FREE-OF-CHARGE**  
FOR THE FIRST  
YEAR

### FLEURETTE ASSISTANCE :

24/7 in France, abroad or at home, a team of trained on-line motorhome troubleshooting and assistance engineers are on hand to reassure and assist you whatever happens.

Services free-of-charge in the first year for all new Fleurette\* and Florium\* motorhomes

\*After 12 months, you will be asked if you wish to continue the service. For more information, contact +33 (0)3 29 29 85 85

To find out more about our assistance service, visit [www.fleurette-constructeur.fr/en](http://www.fleurette-constructeur.fr/en)

**6-YEAR**  
WATER-  
TIGHTNESS  
WARRANTY

### WARRANTY AND SERVICES:

All materials in contact with the exterior are rot-resistant and create a watertight shield that enables us to offer you a 6-year water-tightness warranty, after an annual humidity check.

To ensure the extended warranty remains valid, you must have a weathertightness check performed every year by a Fleurette-Florium operator.

## YOUR FINANCIAL PARTNER



## LET'S STAY IN CONTACT



[www.fleurette-florium.fr/en/](http://www.fleurette-florium.fr/en/)  
[www.fleurette-constructeur.fr/en/](http://www.fleurette-constructeur.fr/en/)



*Note that motorhomes are leisure vehicles and are not intended to be lived in permanently. Any damage or deterioration due to such usage will not be covered by the warranty.*